



exem

EXEM is a specialist in IT performance management, big data, AI and cloud.
We are innovating into a global software company beyond the Korean standard.

 MaxGauge

 InterMax

 InterMax 

 CloudMOA

 XAI Ops

 Flamingo

 exem
ACADEMY

 exem
WEBINAR

ABOUT EXEM

Ready for AI
EXEM 4.0

Major Business Fields

MaxGauge | InterMax

As a leading enterprise in IT system performance management field, EXEM continues to remain the NO.1 market share based on years of technology research.

No.1
in System
Performance
Management

Big Data
New Growth
Engine

Flamingo | Cloud MOA

Provide convenience to users with integrated big data management solution and execution experience on major big data projects.

XAI Ops

Continued research on core technology in the field of the 4th industrial revolution (4IR) such as data prediction, vision recognition and apply our technical skills to the product.

AI Research
Development

4IR
Education
Contents

EXEM Academy

Create and share contents that involve practical know-how of not only DB and APM but also artificial intelligence, block chain, big data, DB, etc.

exem-academy.com edu@ex-em.com

History

EXEM 1.0

2001

- Established EXEM

EXEM 2.0

2008


- Established EXEM Japan
- Established EXEM China

2011

- 9.5 Million(USD)
Sales Breakthrough

EXEM 3.0

2015

 - Listed on KOSDAQ
- 18 Million(USD) Sales
Breakthrough

2016

- Orders received
from Citi Bank

NEW

2021

- Enhancement of AI & Cloud Business
- Strengthening Overseas Business

2019

- CloudMOA Launched
- XAI Ops Launched

EXEM 4.0

2018

- KEPCO Big Data Integrated
Platform Experience
- MaxGauge AI Version Release

2017

- The 4th Industrial
Revolution Market Entry

Affiliated Companies

 **SINSIWAY**

DB Encryption and Access Control

 **imCloud**
See Your Own Big Picture

Big Data & AI Specialized Firm

MaxGauge

Best Database Performance Management Solution in Korea



Overview

MaxGauge provides Pro-Active monitoring techniques which enable users to identify problems promptly. Additionally, MaxGauge analyzes bottlenecks effectively and provide precise analytics.

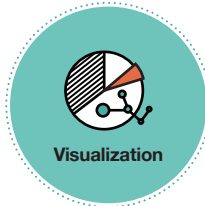
Features

Collect all performance data with minimal load and analyze problems precisely which are identified through real-time monitoring. Also, MaxGauge provides a variety of dashboards suitable for users' environments.



Real-time Monitoring

- Provide monitoring view suitable for a variety of environments
- Real-time integrated monitoring every second with minimum load



Visualization

- Provide data visualization which enables to find issue sector at a glance
- Integrated management of various database instances through 2D/3D dashboard



Smart Analysis

- Save data every second from collectable operation history
- Bottleneck diagnosis and root cause analysis

Supported Databases



MaxGauge on AWS

MaxGauge on AWS supports a variety of databases such as Amazon Aurora, MySQL, MariaDB, SQL Server, etc. Easy download & use from AWS marketplace.

InterMax

Application Performance Management Solution through End-to-End Tracking Transactions



Overview

InterMax is not just a simple WAS monitoring-focused APM solution, it is an end-to-end transaction tracking solution that can manage the performance of all tiers from initial user requests to WEB, WAS, TP, DB, and even remote tiers.

Features

In complex IT infra tiers, InterMax configures suitable dashboard for every customer from an integrated view and provides real-time monitoring. Additionally, monitoring and tracking every tier of business transactions enable users to manage performance of application effectively.



Real-time Performance/Failure Monitoring

- Topology view enables entire systems real-time monitoring
- In-depth analysis with call tree of real-time transactions
- Prompt failure detection and analysis through threshold setting
- Prevention through advance notify for anomaly pattern phenomena



End-to-End Transaction Tracking

- End-to-End transaction tracking through transaction path view
- In-depth analysis with call tree for each delayed tier
- Provide entire tiers real-time monitoring for WEB, WAS, TP and DB
- Transaction tracking of entire tiers such as MCA, AP, EAI and FEP
- Transaction Tracking with transaction GUID in Java, C, TP application
- Real user monitoring(browser response time monitoring)
: support html / Ajax / javascript api embedded(auto/manual)



Business Transaction Monitoring

- Business perspective real-time monitoring
- Monitoring number of transactions, TPS, execution time and error count of main business services such as accounts opening, transferring, loan repayment, etc.
- Provide integrated monitoring from business service perspective and Infra tiers perspective
(Terminal/channel/core system/remote integration/remote systems)



Integrated Monitoring Dashboard

- Integrated dashboard for large-scale system monitoring
 - Provide customized business dashboard for each client
-
- Example) Service centered dashboard by task
Task grouping integrated dashboard by process unit
Integrated monitoring dashboard by task/tier
Regional service monitoring dashboard, etc

◦ InterMax mAPM : Mobile Application Performance Management Solution A separate solution



InterMax mAPM quickly and accurately captures the quality of mobile apps such as Android and iOS. It also provides real-time collection and analysis of app data through SDK integration to solve problems.

.....

- Real-time App Performance Monitoring
- Integrated Mobile App Monitoring
- Ease of development and application
- Data Analysis and utilization

CloudMOA

Cloud-native Architecture Integrated Management Solution



Overview

CloudMOA is a cloud-native architecture-based performance monitoring solution that enables integrated management of large IT infrastructures and services in hybrid cloud environment. AI(artificial intelligence) anomaly detection and multi-dimensional service level performance monitoring are added to maximize enterprise IT operation efficiency.

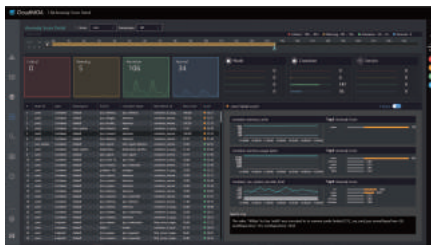
Feature

CloudMOA is designed with a cloud-native architecture for ease of installation and scalability. Intuitive UI / UX provides essential features for performance management of complex cloud environment.



Real-time Monitoring Enables Integrated Management

- Provide 2D/3D Topology View for large-scale monitoring
- Support management of multi clusters in one screen



Anomaly Detection and Analysis by Performance Indicator through AI

- Detect anomalies by periodically learning performance indicator data
- Rare log detection through analysis based on Machine Learning
- Health check and anomaly detection by Node/Pod/Service



Quick Navigation and Awareness with Intuitive UI / UX

- Structured view to easily check entire Cluster/Node/Pod/Container
- Dashboard showing the life circle of Pods and the status of major workload Pods
- Intuitive view of call relationships between Services and Pods



XAI Ops

Intelligent IT Operation Solution based on AI(Artificial Intelligence)

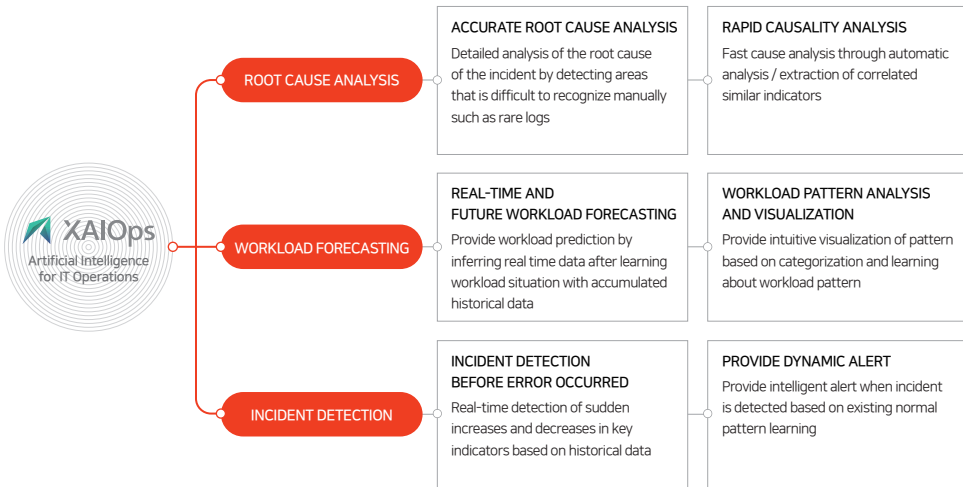


Overview

XAI Ops is an intelligent IT operation solution based on AI, collecting real-time data from diverse infrastructure and application and learning the workload features and patterns, providing proactive support for IT teams by predicting anomalous situations ahead of time.

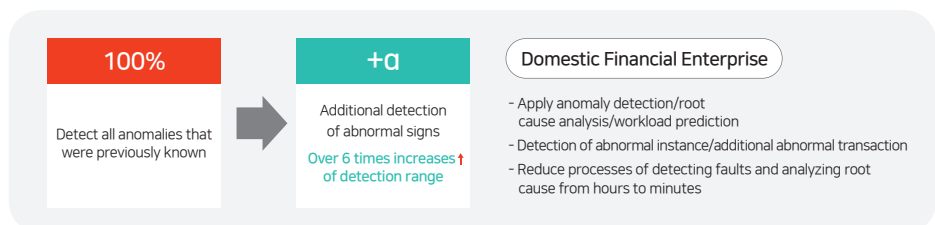
Feature

XAI Ops is designed with deep learning methods that collect customer data and learn patterns in real time, providing more intelligent features such as more accurate real-time anomaly detection, proactive notification, and future workload forecasting.




Reference

XAI Ops automates the process that relying on operators to monitor IT assets and analyze the root cause of failures. It can also detect abnormal signs that are difficult for humans to recognize, and reduce the time required to analyze the root causes of errors.



Flamingo

Big Data Performance Management Solution Integrated by Hadoop Ecosystem



Overview

Flamingo is an integrated management solution for Hadoop cluster, the big data platform. Flamingo enables you to efficiently manage the availability and performance of Hadoop ecosystems, such as real-time service monitoring, collection/diagnosis/monitoring of main performance indicators, workflow creation for data processing and effective data analytics.

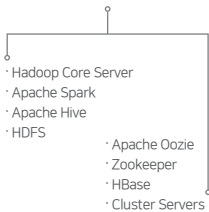
Features

Monitor key components and service of hadoop ecosystem and provide in-depth analysis of detected issues. All performance data is designed for real-time collection and monitoring with minimal load.



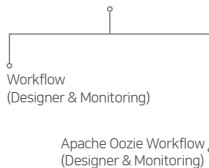
Real-time Monitoring

Real-time monitoring of various performance indicators suited for Hadoop ecosystem.



Workflow

Provide environment where you can easily create and test difficult workflows.



Data Analysis

Support analytics to derive the information required in a variety of big data environments



◦ Built Integrated Big Data Platform of KEPCO (Korea Electric Power Corporation)



- Project Period : 2017.01 ~ 2018.01
- Conductor: EXEM, KEPCO KDN Consortium
- Processing Data: Raw Data, Uptime Data, External Public Data and Social Data
- Processed Data: 250 Billion, 120 TB (Written in December,2017)



EXEM ACADEMY

Get Start to Learn IT
with EXEM Academy

EXEM Academy

EXEM Academy is an educational platform to share knowledge that has been consistently accumulated for more than 20 years. IT knowledge, which was accumulated by hands-on-workers who still work at the field, is delivered in various formats such as online seminars, videos, books and webtoons.

Free Seminars for Clients exem-academy.com

- EXEM Academy's curriculums such as IT performance management, AI and Big Data analytics are composed of technical theories and hands-on experience in diverse levels. Most of curriculums are free of charge and anyone can apply for the curriculums at EXEM Academy.

Customized Education for Corporation edu@ex-em.com

- EXEM Academy provides customized curriculums such as insight of the 4th industrial revolution(4IR), coding and hands-on project for enterprise. Many companies are already preparing for the 4th industrial revolution with EXEM Academy.

Clients & Partners



Webinars webinar@ex-em.com



Future Indicator
Prediction Through
Deep Learning



Time Series
Data Anomaly
Detection



Big Data Analysis
Methodology



SQL Incident
Analysis Scenario



Understanding of
Machine Learning
(Basic)



Deep Learning
Incident
Detection Case



Big Data Platform
'KNIME'



The Start of
SQL Tuning
(Level1,2)



AI Business 101

EXEM Books

Experts at EXEM conduct research in a variety of fields and lead the sharing of in-depth research results of DB, APM, JAVA, SQL Tuning, Oracle Tuning. Moreover, EXEM publishes these valuable findings regularly as technical books.



Reference



Across 29 Countries
630 Clients



300 License Purchased
from One Client




No.1 Market Share in Financial Sector
of Korea Domestic Market

Global EXEM



Main Customers





DATA ARTIST GROUP



In EXEM, people discover new values and go beyond the experts to the state of the artist by continual immersion into the world of data, which is the philosophy of us.
That's why EXEM is a place where great amount of data artists can gather to communicate with each other and pursue better lives and provide better knowledge.

EXEM,'Data Artist Group'



EXEM's management philosophy is
to create a company filled with happiness.
People at EXEM continuously create
knowledge and feel accomplishment from it.